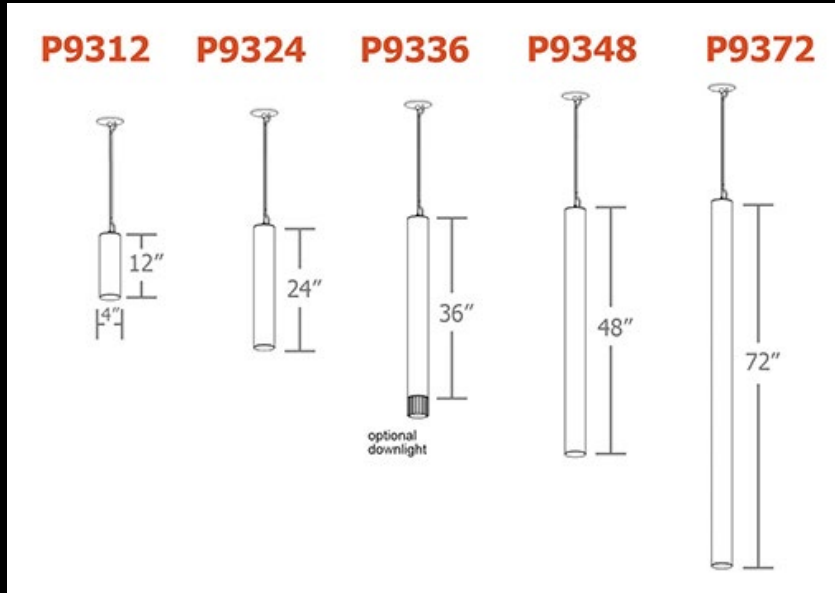




i.rod.4™ 5-slider

your lighting rep has
recommended the **i.rod.4™**
cylinder pendant for your project
Let's take a quick look:

sizes and lumens




- P9312 (1ft) / 995 – 1400 lm
- P9324 (2ft) / 1400 – 3200 lm
- P9336 (3ft) / 1400 – 4570 lm
- P9348 (4ft) / 1900 – 6450 lm
- P9372 (6ft) / 3000 – 9100 lm



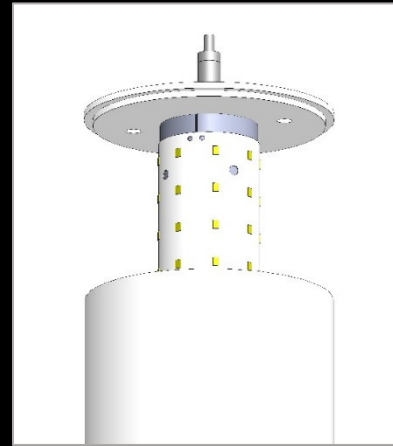
construction

mounts to 5" dia. alum. canopy
in matte white finish. single
6ft/12ft stainless steel cable.
adj. gripper allows for exact
desired mounting height

optional: CDVR




remote driver enclosure standard,
constant current, field maintainable,
universal input (120-277), 0-10v
controllable to 1% dimming.



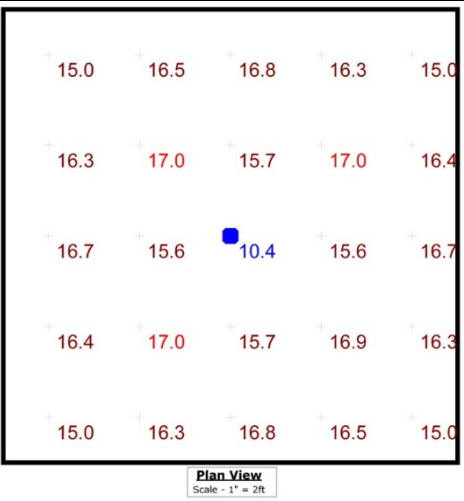
90 cri flexible planar LED lighting
sheet wrapped around extruded
aluminum core provides totally
even luminance

end caps comprised of two
graduated dia. .100" thick alum.
plates. designed to center the
acrylic and block light leaks.

performance


Schedule						
Symbol	Quantity	Manufacturer	Catalog Number	Description	Lamp	Wattage
	1	Impact Architectural Lighting	P9372 40 HX	4" dia. x 72" length luminous cylinder i.rod.4	4000k 90cri LED	79

Statistics						
Description	Symbol	Avg	Max	Min	Max/Min	Avg/Min
i.rod.4	+	16.0 fc	17.0 fc	10.4 fc	1.6:1	1.5:1



- 10' x 10' x 10'H space
- 80/50/20 reflectances
- bottom of fixture at 8' aff
- FC readings at 2.5' aff
- layout conducted using 90 cri P9372-HX 7500 lm





www.impactltg.com

- spec sheet and color chart
- photometric files and BIM models
- built to order in Saint Louis, MO, USA
- 4-week lead time

i.rod.4™ 5-slider

